


# VIVOSUN



## AeroLight

### USER MANUAL

# Love what you grow™

Welcome to **VIVOSUN**

At Vivosun, quality craftsmanship and innovation are at the core of every product we create. Should you require further support or wish to share any suggestions, please don't hesitate to contact us.

**PRODUCTS INCLUDED IN THIS MANUAL:**

<b>Product</b>	<b>SKU</b>
AeroLight 100W	VSA100
AeroLight 150W	VSA150
AeroLight Wing 200W	VSAW200
AeroLight Wing 400W	VSAW400

# CONTENTS

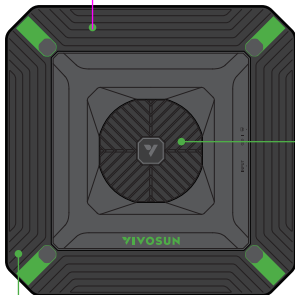
Key Features .....	1
Product Contents .....	3
Smart Grow System .....	5
Spectrum.....	6
Dimensions.....	8
Specifications.....	12
Installation .....	13
Application.....	19
Warranty Information.....	20
Warning .....	21

# KEY FEATURES

## VSA100/VSA150

### 2-IN-1 GROW LIGHT

Patented grow light design with integrated highly reliable circulation fan.



### SMART CONTROL

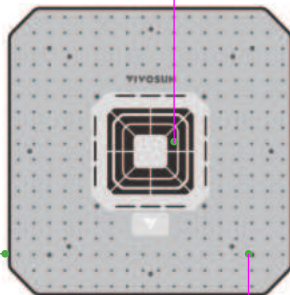
Smart settings for LEDs and fan like sunrise/sunset and natural wind via the GrowHub Controller.

### BETTER CIRCULATION

With the central placement of the fan you have better air, CO<sub>2</sub> circulation, and humidity.

### UNIFORM LIGHT & AIR

Creative hollow light design and wind guide provide uniform light and wind on plants' canopy.



### TUNABLE SPECTRA

Tunable spectra for SEEDLING, VEG and FLOWER without power loss;

### UV & FR-ENHANCED


Full spectrum with and UV-A&FR added for better harvest and quality

# KEY FEATURES

## VSAW200/VSAW400

### 2-IN-1 GROW LIGHT

Patented grow light design with integrated highly reliable circulation fan.



### SMART CONTROL

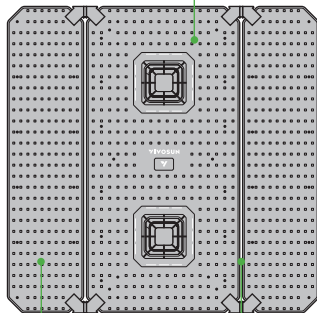
Smart settings for LEDs and fan like sunrise/sunset and natural wind via the GrowHub Controller.

### BETTER CIRCULATION

With the central placement of the fan you have better air, CO<sub>2</sub> circulation, and humidity.

### UNIFORM LIGHT & AIR

Creative hollow light design and wind guide provide uniform light and wind on plants' canopy.



### TUNABLE SPECTRA

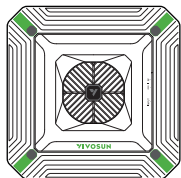
Tunable spectra for SEEDLING, VEG and FLOWER without power loss; Samsung with UV, FR.

### FOLDABLE

Foldable design with 2 angle-adjustable wings provides various light distributions.

# PRODUCT CONTENTS

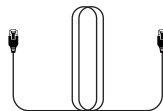
## VSA100/VSA150



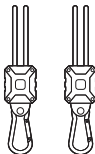
LED Light  
x 1pc



Power Cord  
x 1pc



RJ45 Network Cable  
x 1pc



Rope Hanger  
x 2pcs



Hook  
x 2pcs



H Bracket\*  
x 1pc

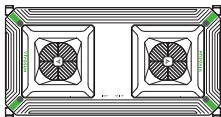


Hex Wrench\*  
x 1pc

\* Not included if sold with the GrowHub kit.

# PRODUCT CONTENTS

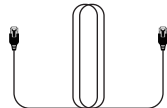
## VSAW200/VSAW400



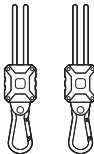
400W LED Light  
x 1pc



Power Cord  
x 1pc



RJ45 Network Cable  
x 1pc



Rope Hanger  
x 2pcs



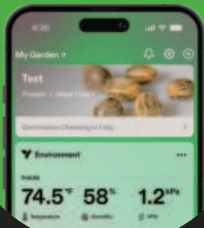
Hook  
x 2pcs



Control devices via Wi-Fi or Bluetooth



### Vivosun App



GrowHub easily monitors and controls from a single screen

Power devices remotely via GrowHub's smart plugs

- Thermostat
- A/C
- Heater
- Dehumidifier

Products Coming Soon

# VIVOSUN



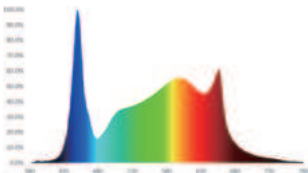
## Smart Grow System™

Connect Devices via GrowHub & Mobile App

# SPECTRUM

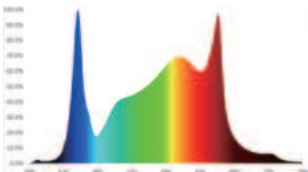
The AeroLight Wing is spectrum-tunable and provides 3 spectral ranges for different growth stages (programmed via the GrowHub).

## VSA100/VSA150/VSAW200



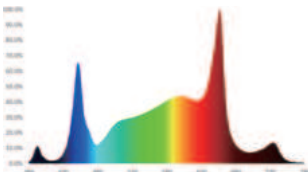
### SEEDLING SPECTRUM: 🌱

More blue light promotes rooting and prevents overstretching.



### VEG SPECTRUM: 🌿

Balanced spectrum for leaves growing.

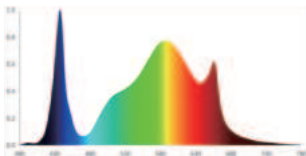


### FLOWER SPECTRUM: 🌸

Rich in 660nm red, 450nm blue and 730nm far-red light promote budding & flowering; UV enhanced for better quality.

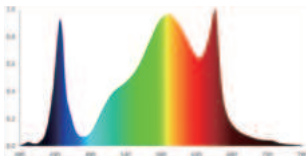
# SPECTRUM

## VSAW400



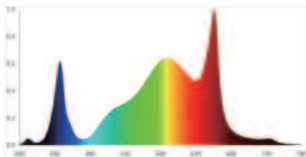
### SEEDLING SPECTRUM:

More blue light promotes rooting and prevents overstretching.



### VEG SPECTRUM:

Balanced spectrum for leaves growing.




### FLOWER SPECTRUM:

Rich in 660nm red and 730nm far-red light promote budding & flowering; UV enhanced for better quality.

# DIMENSIONS

VSA-100




Top View

Side View

# DIMENSIONS

VSA150




Top View

Side View

# DIMENSIONS

VSAW200




Top View



Side View

# DIMENSIONS

VSAW400



# SPECIFICATIONS

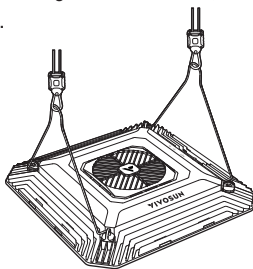
	VSA100	VSA150	VSAW200	VSAW400
Dimensions	13"L x 13"W x 1.8"H 33cm x 33cm x 4.5cm	13"L x 13"W x 2.1"H 33cm x 33cm x 5.3cm	26"L x 13"W x 2.1"H 66cm x 33cm x 5.3cm	26"L x 26.4"W x 2.2"H 66cm x 67cm x 5.6cm
Weight	5.7 lb./2.6 kg	6.3 lb./2.86 kg	8.7 lb./3.95 kg	16.82lb./7.63kg
Input Voltage	120-240Vac/50-60Hz			
Power Factor	>0.9			
Input Power	100W	150W	200W	400W
Light	LED Source	Samsung 301B(VSAW400/301H EVO), 660nm Deep Red, 730nm Far Red, 450nm Blue, 395nm UVA		
	Spectrum	Full Spectrum; 380nm-780nm, rich 660nm with FR and UVA Spectrum tunable (Via GrowHub and VIVOSUN app)		
	Light Distribution	120°		Adjustable
	Dimming	20%-100%/OFF (via GrowHub and VIVOSUN app)		
Fan	Bearing	Dual Ball Bearing		
	Speed	2200 RPM.		
	Airflow	84 CFM		168 CFM
	Noise Level	33 db(A)		66 db(A)
Daisy Chaining	up to 12 Lights (via GrowHub)			
Lifespan	>50,000 hours			
Certifications	ETL,CE,FCC and IP65			



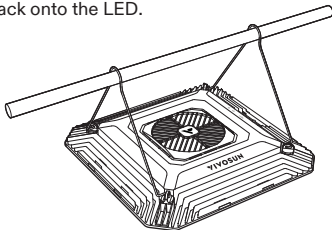
# INSTALLATION

## INSTALLATION OPTIONS

**Option 1** Pass the rope hangers through the LED's hooks, and then fix the other end of rope hangers to the ceiling.



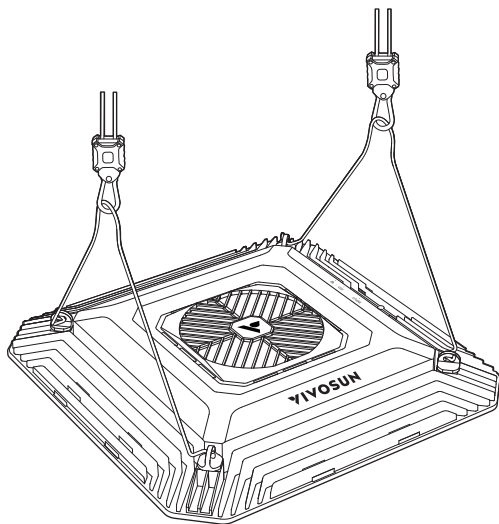
**Option 2** Remove the hooks from the LEDs, then fit them onto the ceiling bracket before installing them back onto the LED.



# INSTALLATION

## STEP 1

Attach the wire ropes to the frame of the AeroLight. Next, clip the carabiners of the rope hangers to the wire ropes.



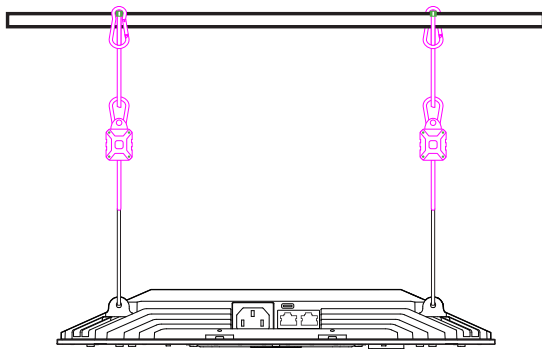
# INSTALLATION

## STEP 2

Loop the other end of the rope hangers around the crossbeam as shown in the diagram. Lock the carabiners to the rope to secure the grow light to the pole.

## STEP 3

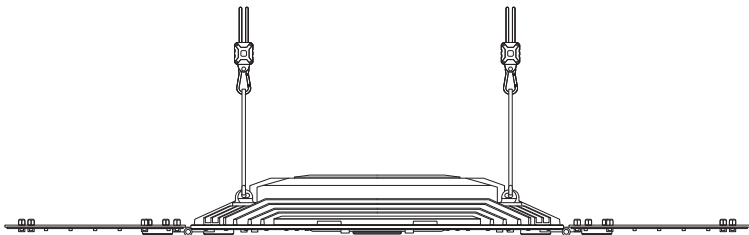
Adjust the height of your grow light by pressing the buttons on the rope hangers and lifting until you find the correct height for your grown light .



# INSTALLATION

## STEP 4

For VSAW200 & VSAW400, please unfold the light board and adjust to an appropriate angle.



# INSTALLATION

## ADJUSTING THE LIGHT DISTRIBUTION

Adjust the angle of the light board on the side to change the light distribution for larger coverage or higher light intensity for different grow stages.



### STANDARD

Standard light coverage and uniformity.

### WIDTH

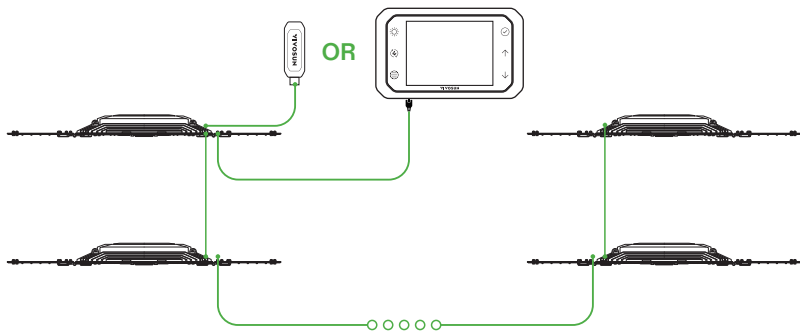
Larger light coverage with more light for plants on the sides of your lights through improved coverage area. Better for seedling and vegetative stages of growth.

### NARROW

Higher light intensity with smaller light coverage. Better for the flowering stage of growth.

# INSTALLATION

## CONNECTION OF CONTROLLER AND MULTIPLE LIGHTS



Connect multiple AeroLights with RJ45 cables, and the first light to a VIVOSUN GrowHub controller E42(A) or E25 to control all the lights for dimming, spectrum tuning and ON/OFF cycle setting. Each light needs to connect the AC power separately and the GrowHub controller only needs to connect to an AeroLight to run. Please see the VIVOSUN GrowHub controller manual for information about light control and more.

# APPLICATION

## SUGGESTED HANGING DISTANCE & SUGGESTED LIGHTING TIME

Product		Seedling	Veg	Early Flower	Late Flower	Tent Size
PPFD Target		150-250	300-500	500-700	700-1000	
Time		18h	18h	12h	12h	
VSA100	Distance	24"	18"	12"	12"	2'x2'
	Dimming Level	50%	75%	75%	100%	
VSA150	Distance	24"	18"	14"	14"	2'x2'
	Dimming Level	25%	50%	75%	100%	
VSAW200	Distance	24"	18"	12"	12"	2'x4'
	Dimming Level	50%	75%	75%	100%	
VSAW400	Distance	24"	20"	14"	14"	4'x4'
	Dimming Level	50%	75%	75%	100%	

Distance: Light to canopy distance.

Set the LED power on high and place the light further away from your plants to cover a wider area, or set the LED at a lower power and place the light closer to your plants for less coverage but a more eco-friendly solution.

# WARRANTY INFORMATION

VIVOSUN provides a 3-year warranty against defects on all AeroLight purchased directly from us or through our authorized dealers. This policy serves as our commitment to promptly address any manufacturing defects or premature breakage that may occur during normal use of our products.

Our warranty covers the replacement or refund of purchases that exhibit material defects within three years of the original purchase date. In such events, customers may contact us to initiate the claim process. We will need proof of purchase to verify coverage eligibility.

This policy does not extend to products that have been misused, abused, or purposefully damaged. It also does not cover normal wear and tear or cosmetic defects such as minor scratches.

Customers can rest assured knowing that our products undergo rigorous quality testing procedures. This 3-year warranty reflects our confidence in the durability of our products under normal use.

If any product defects are found, customers are encouraged to contact us immediately. Your satisfaction is our priority, and we are committed to resolving any issues in a professional and timely manner.



# WARNING

- This appliance can be used by children aged 8 years and above, as well as by individuals with reduced physical, sensory, or mental capabilities, or those lacking experience and knowledge, provided they have been supervised or instructed on the safe use of the appliance and understand the associated hazards.
- Children should not play with the appliance.
- User maintenance should not be carried out by children without supervision.
- Keep the appliance and its cord out of reach of children under 8 years old.
- If the supply cord is damaged, it must be replaced by the manufacturer, its service agent, or similarly qualified persons to avoid a hazard.
- Never touch the plug or outlet if your hands are wet.
- Use only the cable provided with the device.
- Acceptable operating temperatures range from -20°C to 40°C (-4°F to 104°F).
- Don't place the device in the microwave.
- Avoid looking directly at the lights when they are turned on.
- Do not insert objects into the fan blades.
- Don't cover the fan or spray anything on it.
- Don't insert fingers or objects into the gaps between the light boards.
- Avoid touching the LED diodes when adjusting the light board.
- Don't adjust the angle of the light board beyond the specified limits (Aerolight Wing).
- Don't use water or any detergent to clean the product.



DO NOT dispose of this product with your regular trash. Electrical appliances contain hazardous materials that can harm the environment if not disposed of properly.

Please contact your local government for information on nearby drop-off centers or recycling programs that accept electronic waste.

# AVERTISSEMENT

- L'appareil peut être utilisé par des enfants de 8 ans et plus, ainsi que par des personnes ayant des capacités physiques, sensorielles ou mentales réduites, ou un manque d'expérience et de connaissances, à condition qu'elles soient sous surveillance ou qu'elles aient reçu des instructions concernant l'utilisation sécurisée de l'appareil et qu'elles comprennent les dangers associés.
- Les enfants ne doivent pas jouer avec l'appareil.
- La maintenance de l'appareil ne doit pas être effectuée par des enfants non surveillés.
- Gardez l'appareil et son cordon hors de portée des enfants de moins de 8 ans.
- Si le cordon d'alimentation est endommagé, il doit être remplacé par le fabricant, son agent de service ou une personne qualifiée similaire afin d'éviter tout danger.
- Ne touchez jamais la prise ou la prise de courant si vos mains sont mouillées.
- Utilisez uniquement le câble fourni avec l'appareil.
- Les températures de fonctionnement acceptables vont de -20°C à 40°C (-4°F à 104°F).
- Ne placez pas l'appareil dans le micro-ondes.
- Ne regardez pas directement les lumières lorsqu'elles sont allumées.
- Ne mettez pas d'objets dans les pales du ventilateur.
- Ne couvrez pas le ventilateur et ne vaporisez rien dessus.
- Ne mettez pas vos doigts ou des objets dans les interstices entre les panneaux lumineux.
- Ne touchez pas les diodes LED lorsque vous réglez le panneau lumineux.
- Ne réglez pas l'angle du panneau lumineux au-delà des limites spécifiées (Aerolight Wing).
- N'utilisez pas d'eau ou de détergent pour nettoyer le produit.



NE JETEZ PAS ce produit avec vos ordures ménagères régulières. Les appareils électriques contiennent des matériaux dangereux qui peuvent nuire à l'environnement s'ils ne sont pas éliminés correctement.

Veillez contacter autorité locale pour obtenir des informations sur les centres de dépôt ou les programmes de recyclage à proximité qui acceptent les déchets électroniques.

# WARNUNG

- Das Gerät kann von Kindern ab 8 Jahren sowie von Personen mit eingeschränkten physischen, sensorischen oder geistigen Fähigkeiten oder mangelnder Erfahrung und Wissen verwendet werden, sofern sie unter Aufsicht stehen oder Anweisungen zum sicheren Gebrauch des Geräts erhalten haben und die damit verbundenen Gefahren verstehen.
- Kinder dürfen nicht mit dem Gerät spielen.
- Wartungsarbeiten am Gerät dürfen nicht von Kindern ohne Aufsicht durchgeführt werden.
- Halten Sie das Gerät und sein Kabel außerhalb der Reichweite von Kindern unter 8 Jahren.
- Wenn das Netzkabel beschädigt ist, muss es vom Hersteller, seinem Kundendienst oder einer ähnlich qualifizierten Person ersetzt werden, um Gefahren zu vermeiden.
- Berühren Sie niemals den Stecker oder die Steckdose, wenn Ihre Hände nass sind.
- Verwenden Sie nur das mit dem Gerät gelieferte Kabel.
- Die zulässigen Betriebstemperaturen liegen zwischen -20°C und 40°C (-4°F bis 104°F).
- Stellen Sie das Gerät nicht in die Mikrowelle.
- Schauen Sie nicht direkt in die Lichter, wenn sie eingeschaltet sind.
- Stecken Sie keine Gegenstände in die Lüfterblätter.
- Bedecken Sie den Lüfter nicht und sprühen Sie nichts darauf.
- Stecken Sie keine Finger oder Gegenstände in die Zwischenräume der Lichtplatten.
- Berühren Sie die LED-Dioden nicht, wenn Sie die Lichtplatte einstellen.
- Verstellen Sie den Winkel der Lichtplatte nicht über die vorgegebenen Grenzen hinaus (Aerolight Wing).
- Verwenden Sie kein Wasser oder Reinigungsmittel zur Reinigung des Produkts.



Entsorgen Sie dieses Produkt nicht mit Ihrem regulären Müll. Elektrogeräte enthalten gefährliche Stoffe, die der Umwelt schädigen können, wenn sie nicht ordnungsgemäß entsorgt werden.

Bitte wenden Sie sich an Ihre örtlichen Behörden, um Informationen über Sammelstellen oder Recyclingprogramme zu erhalten, die Elektroschrott annehmen.

# AVVERTENZA

- L'apparecchio può essere utilizzato da bambini di 8 anni e più, nonché da persone con capacità fisiche, sensoriali o mentali ridotte o mancanza di esperienza e conoscenza, se sono sotto supervisione o hanno ricevuto istruzioni sull'uso sicuro dell'apparecchio e comprendono i pericoli associati.
- I bambini non devono giocare con l'apparecchio.
- La manutenzione dell'utente non deve essere effettuata da bambini senza supervisione.
- Tenere l'apparecchio e il suo cavo fuori dalla portata dei bambini di età inferiore agli 8 anni.
- Se il cavo di alimentazione è danneggiato, deve essere sostituito dal produttore, dal suo agente di servizio o da persone con qualifiche simili per evitare pericoli.
- Non toccare mai la spina o la presa se le mani sono bagnate.
- Utilizzare solo il cavo fornito con l'apparecchio.
- Le temperature di funzionamento accettabili vanno da -20°C a 40°C (-4°F a 104°F).
- Non mettere l'apparecchio nel microonde.
- Non guardare direttamente le luci quando sono accese.
- Non inserire oggetti nelle pale del ventilatore.
- Non coprire il ventilatore e non spruzzare nulla su di esso.
- Non mettere le dita o oggetti negli spazi tra i pannelli luminosi.
- Non toccare i diodi LED quando si regola il pannello luminoso.
- Non regolare l'angolo del pannello luminoso oltre i limiti specificati (Aerolight wing).
- Non usare acqua o detersivi per pulire il prodotto.



NON GETTARE questo prodotto con i rifiuti domestici normali. Gli apparecchi elettrici contengono materiali pericolosi che possono danneggiare l'ambiente se non vengono smaltiti correttamente.

Contattare il governo locale per informazioni sui centri di raccolta o i programmi di riciclaggio nelle vicinanze che accettano rifiuti elettronici.

# ADVERTENCIA

- El aparato puede ser utilizado por niños de 8 años en adelante, así como por personas con capacidades físicas, sensoriales o mentales reducidas, o con falta de experiencia y conocimientos, siempre que estén bajo supervisión o hayan recibido instrucciones sobre el uso seguro del aparato y comprendan los riesgos involucrados.
- Los niños no deben jugar con el aparato.
- El mantenimiento por parte del usuario no debe ser realizado por niños sin supervisión.
- Mantenga el aparato y su cable fuera del alcance de los niños menores de 8 años.
- Si el cable de suministro está dañado, debe ser reemplazado por el fabricante, su agente de servicio o personas con cualificaciones similares para evitar riesgos.
- Nunca toque el enchufe o la toma de corriente si sus manos están húmedas.
- Use únicamente el cable proporcionado con el dispositivo.
- Las temperaturas de funcionamiento aceptables oscilan entre -20°C y 40°C (-4°F a 104°F).
- No coloque el dispositivo en el microondas.
- No mire directamente las luces cuando estén encendidas.
- No ponga objetos en las aspas del ventilador.
- No cubra el ventilador ni le aplique ningún tipo de spray.
- No introduzca dedos ni objetos en las ranuras entre las placas de luz.
- No toque los diodos LED al ajustar la placa de luz.
- No ajuste el ángulo de la placa de luz más allá de los límites especificados (Aerolight wing).
- No use agua ni detergente para limpiar el producto.



NO DESEE este producto con la basura normal. Los aparatos eléctricos contienen materiales peligrosos que pueden dañar el medio ambiente si no se eliminan correctamente.

Por favor, contacte con su gobierno local para obtener información sobre los centros de reciclaje o programas de reciclaje cercanos que acepten desechos electrónicos.

# WAARSCHUWING

- Het apparaat kan worden gebruikt door kinderen van 8 jaar en ouder en door personen met verminderde fysieke, zintuiglijke of mentale capaciteiten, of gebrek aan ervaring en kennis, mits zij toezicht of instructies hebben ontvangen over het veilige gebruik van het apparaat en de bijbehorende risico's begrijpen.
- Kinderen mogen niet met het apparaat spelen.
- Onderhoud door de gebruiker mag niet door kinderen zonder toezicht worden uitgevoerd.
- Houd het apparaat en de kabel buiten het bereik van kinderen jonger dan 8 jaar.
- Als de voedingskabel beschadigd is, moet deze worden vervangen door de fabrikant, de servicemanager of gelijkwaardige personen om gevaar te voorkomen.
- Raak de stekker of het stopcontact nooit aan als je handen nat zijn.
- Gebruik alleen de kabel die bij het apparaat is geleverd.
- De aanvaardbare bedrijfstemperaturen variëren van -20°C tot 40°C (-4°F tot 104°F).
- Plaats het apparaat niet in de magnetron.
- Kijk niet direct naar de lichten als ze aan zijn.
- Stop geen voorwerpen in de ventilatorbladen.
- Dek de ventilator niet af en spray niets op de ventilator.
- Stop geen vingers of voorwerpen in de openingen tussen de lichtpanelen.
- Raak de LED-dioden niet aan bij het aanpassen van het lichtpaneel.
- Pas de hoek van het lichtpaneel niet aan buiten de gespecificeerde limieten (Aerolight-vleugel).
- Gebruik geen water of schoonmaakmiddelen om het product schoon te maken.



GOOI DIT PRODUCT NIET MET UW REGULIERE AFVAL WEG. Elektrische apparaten bevatten gevaarlijke materialen die het milieu kunnen schaden als ze niet op de juiste manier worden weggegooid.

Neem contact op met uw lokale overheid voor informatie over nabijgelegen inleverpunten of recyclingprogramma's die elektronisch afval accepteren.



Designed by **VIVOSUN** in California.  
Made in China