

# VIVOSUN



## AeroLight

### USER MANUAL

© VIVOSUN 2022

Love  
what  
you  
grow™

Welcome to **VIVOSUN**

Thank you for choosing VIVOSUN. We are committed to product quality and friendly customer service. If you have any question or suggestion, please don't hesitate to contact us.

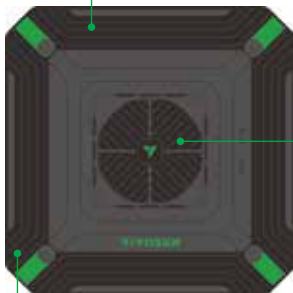
# CONTENTS

Key Features.....	1
Product Contents.....	2
Safety Information.....	3
Spectrum.....	5
Dimensions.....	6
Specifications.....	7
Specifications Fan.....	8
Application.....	9
Installation Options.....	10
Warranty Information.....	12

# KEY FEATURES

## 2-IN-1 GROW LIGHT

Patented grow light design with integrated highly reliable circulation fan.



## SMART CONTROL

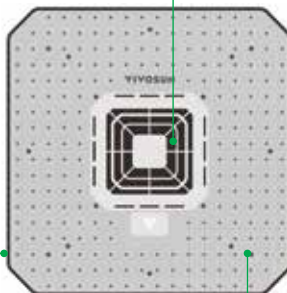
Smart settings for LEDs and fan like sunrise/sunset and natural wind via the GrowHub Controller.

## BETTER CIRCULATION

With the central placement of the fan you have better air, CO<sub>2</sub> circulation, and humidity

## UNIFORM LIGHT AIR

Creative hollow light design and wind guide provide uniform light and wind on plants' canopy.




## TUNABLE SPECTRUM

Different spectrum for SEEDLING, VEG and FLOWER; NO POWER LOSS.

## UV FR-ENHANCED

Full spectrum with high efficient 301B LEDs and UV-A&FR added for better harvest and quality

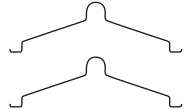
# PRODUCT CONTENTS



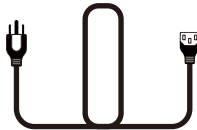
100W LED Light  
x 1pc



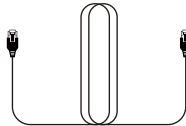
Rope Hanger  
x 2pcs



Hook  
x 2pcs



Power Cord  
x 1pc



RJ45 Network Cable  
x 1pc

# SAFETY INFORMATION



Please read the following information carefully before using. Failure to observe these safety instructions may result in serious injury and will release VIVOSUN of all liability and void all product warranties.

## IMPORTANT SAFETY INFORMATION:

**Handling:** Set up the AeroLight in an operating environment that allows for adequate air circulation. Never allow objects to obstruct or enter the ventilation openings.

**For Indoor Use Only:** The AeroLight is not waterproof; protect your lights from moisture. Do not expose to dripping water or spray. Do not expose the lights to physical harm such as impacts or severe weather conditions. Acceptable operating temperatures range from -20°C to 40°C (-4°F to 104°F).

**Power Cord:** Your AC cord has a three-wire grounding plug (a plug that has a grounding pin). This plug fits only a grounded AC outlet. If you're unable to insert the plug into an outlet because the outlet isn't grounded, contact a licensed electrician to replace the outlet with a properly grounded one.

**Repairs:** If there is something wrong with your light, please contact us. Opening the light to inspect or repair in accordance with VIVOSUN's instructions and express permission will not affect your existing warranty. However, if you disassemble the light or install add-ons inside without express permission from VIVOSUN, you run the risk of damaging your light in a fashion that is not covered by the limited warranty.

# SAFETY INFORMATION

**Cleaning:** When cleaning the outside of your light and its components, first shut down your light, then unplug the power cord. Then dampen a clean, soft, lint-free cloth to wipe the light down. Avoid allowing any moisture in any openings. **DO NOT** use water or any detergent to clean this product.

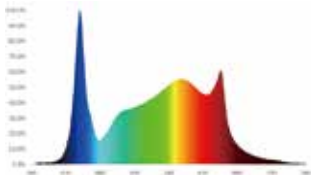
**Warning:** UV emitted from this light. LED may cause eye damage. Avoid looking directly at the lights, when they are turned on. Use shielding and light blocking glasses to protect your eyes.

**Warning:** **DO NOT** put things into fan blades.

**Warning:** **DO NOT** cover the fan. **DO NOT** spray on the fan.


# SPECTRUM

The AeroLight is spectrum-tunable and provides 3 spectral ranges for different growth stages (programmed via the GrowHub).




## SEEDLING SPECTRUM

More blue light promotes rooting and prevents overstretching.



## VEG SPECTRUM

Balanced spectrum for leaves growing.



## FLOWER SPECTRUM

Rich in 660nm red and 730nm far-red light promote budding & flowering; UV enhanced for better quality.



# DIMENSIONS

## SIDE VIEW



# SPECIFICATIONS

Light Source	Samsung 301B include UVA, Far Red
Dimming	20%-100%/OFF (via GrowHub and VIVOSUN app)
Spectrum	Full spectrum; 380nm-780nm, rich 660nm , Seedling/Veg/Flower spectrum tunable (via GrowHub and VIVOSUN app)
Input Power	100W/120-240V
Frequency	50-60HZ
Fix Dimensions	33*33*4.5CM (L x W x H)
Weight	2.6 kg
Lifetime	>50000 hrs.
LED Certification	IES LM-80 report
Power factor	>0.95
Certifications	ETL & FCC & CE
Level of Protection	IP65
Warranty	3-Year Standard Warranty

# SPECIFICATIONS (FAN)

Bearing	Dual Ball Bearing
Rated Voltage	12 VDC
Current	0.18 A (MAX~ 0.27A)
Power	2.16 W (MAX~3.24 W)
Speed	2200 RPM. (REF.)
Speed Adjustment	4 levels, OFF to Max
Air Flow	73.84 CFM
Air Pressure	50.56 Pa
Acoustical Noise	35.5 dB-A
Insulation Type	UL: Class A

# APPLICATION

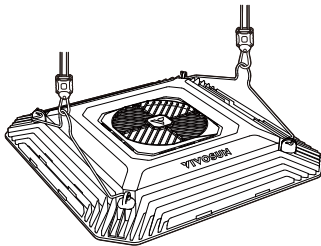
## SUGGESTED HANGING DISTANCE & SUGGESTED LIGHTING TIME

Stage	Distance		Time
	Inch (In.)	Centimeter (cm.)	
Germination	24-30	61-76	18 Hours ON
Seeding	24	61-76	16 Hours ON
Veg	18-24	46-61	18 Hours ON
Flower	12-18	30-46	12 Hours ON
Note: This suggestion is for reference only, and can be freely adjusted according to the actual situation.			

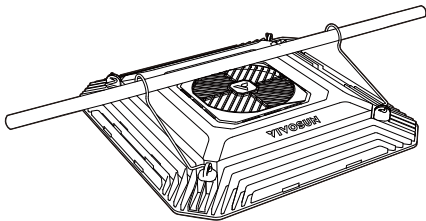
Set the LED power on high and place the light further away from your plants to cover a wider area, or set the LED at a lower power and place the light closer to your plants for less coverage but a more eco-friendly solution.

# INSTALLATION OPTIONS

1. Pass the rope hangers through the LED's hooks, and then fix the other end of rope hangers to the ceiling.

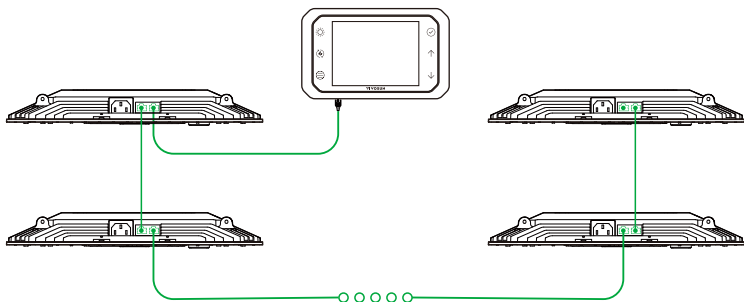


2. Remove the hooks from the LEDs, then fit them onto the ceiling bracket before installing them back onto the LED.



# INSTALLATION OPTIONS

## CONNECTION OF CONTROLLER AND MULTIPLE LIGHTS



Connect multiple AeroLights with RJ45 cables, and the first light to a VIVOSUN GrowHub controller to control all the lights for dimming, spectrum tuning and ON/OFF cycle setting. Each light needs to connect the AC power separately and the GrowHub controller only need to connect to an AeroLight to run. Please see the VIVOSUN GrowHub controller manual for information about light control and more.

# WARRANTY INFORMATION

## WARRANTY TERMS

1. We offer a 3-year warranty against manufacturing defects for all of our products from the date of purchase. If you need warranty assistance, please contact us as soon as possible.

2. The warranty does not cover damage due to high moisture levels, water damage, power surges, improper hanging/mounting, improper use, dust build-up, or users' unauthorized modifications.

3. In the USA, if any light ceases working within 30 days of use, you can choose:

(A) Exchange: We will email you a pre-paid return label. Please ship the light back to our USA warranty center and a replacement will be sent to you free of charge as soon as we receive the defective product.

(B) Refund: We will email you a pre-paid return label. Please ship the product to our USA warranty center and we will issue a refund as soon as the light has been received. Refund periods may depend on the processing time of your bank or institution—usually, a refund takes about 5 business days to be processed.

Our company reserves all rights to the final explanation of this warranty structure. If you have any questions about our warranty policy, please contact us.

Designed by **VIVOSUN** in California.  
Made in PRC