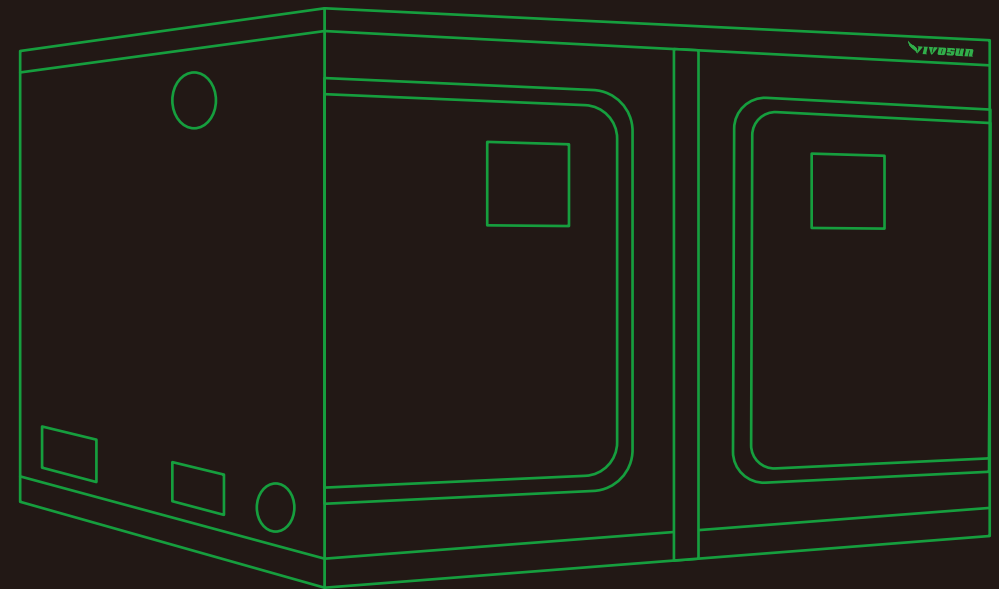




Thank you for choosing VIVOSUN

120" x 120" x 80"



Chat Support



Product Inquiry



Order FAQ



Product Assembly



Returns & Refunds

DESIGNED BY  IN CALIFORNIA
MADE IN PRC

© VIVOSUN 2021

Assembly Instructions

© VIVOSUN 2021

Love
what
you
grow™

Welcome to **VIVOSUN**

Thank you for choosing VIVOSUN. We are committed to product quality and friendly customer service. If you have any question or suggestion, please don't hesitate to contact us.

CONTENTS

Key Features	1
Product Contents	2
Instructions	3
Ventilation Guide	8
Complete Your Setup / Other VIVOSUN Products	9
Warranty	11
Specifications	12
Collection	13

KEY FEATURES

1. High-Density Oxford Nylon Fabric

The exterior is commercial-grade 600D oxford nylon fabric while the interior is lined with light amplifying "litchi" reflective mylar.

2. Viewing Window

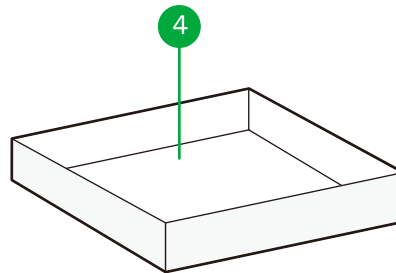
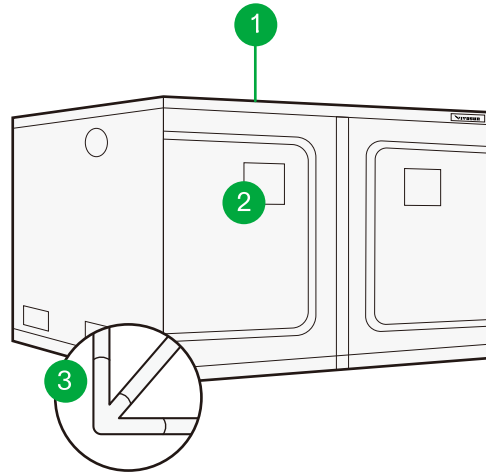
A transparent window covered by flap offers you a clear view of the interior without needing to open and compromise your plants' environment.

3. Heavy-duty Frame

Thick 19mm steel tubes and connectors provide the tent with a sturdy structure. Each hanging bar can hold fans and lights up to 55lbs. (Please make sure that the weight of all equipment is distributed evenly between the two or three hanging bar; Do not concentrate heavy equipment on one bar)

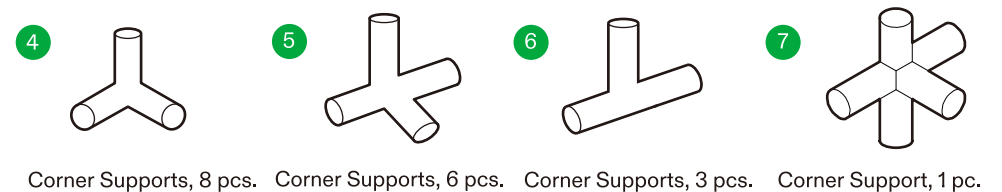
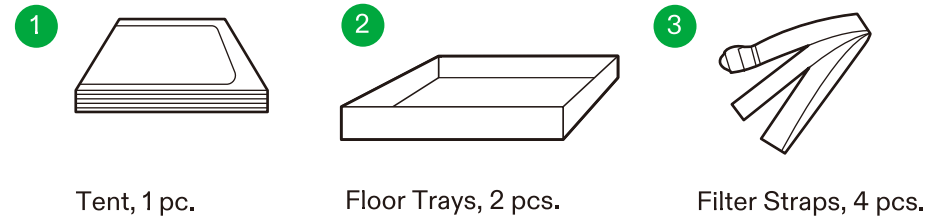
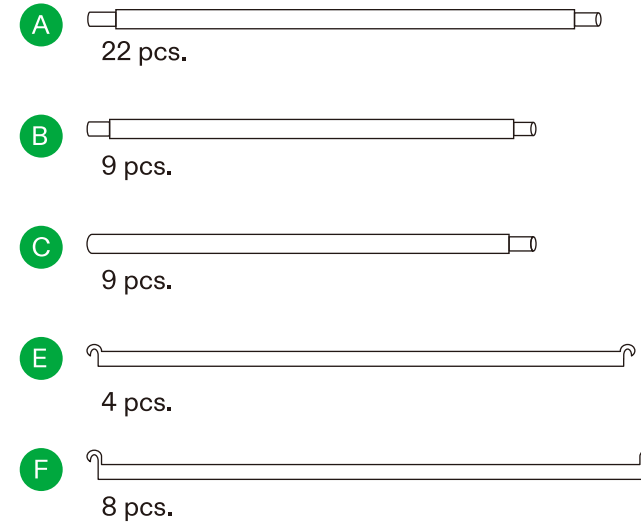
4. Floor Tray

The floor tray with reflective waterproof lining catches water, soil, and other debris to prevent leakage inside the tent.



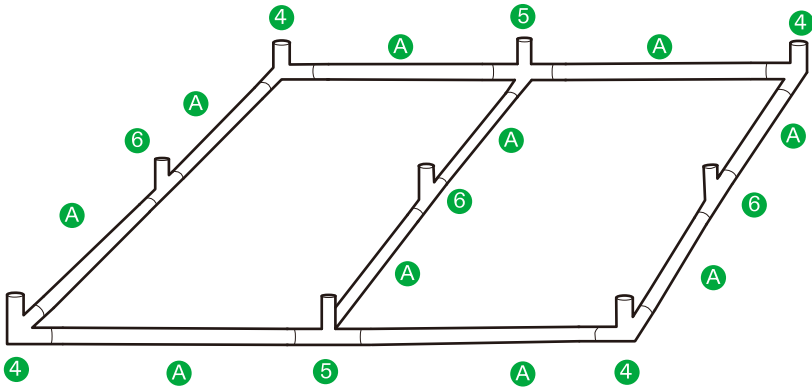
PRODUCT CONTENTS

Frame Supports

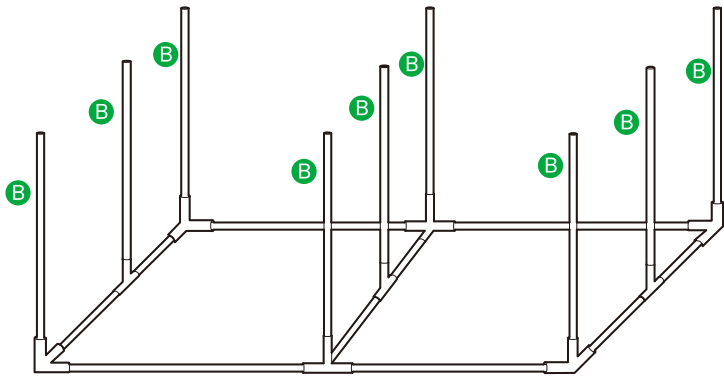


TENT SETUP

STEP 1 Connect the A-Poles (10 pcs.) with the 4-, 5-, and 6-Corner Supports to form the tent's base.

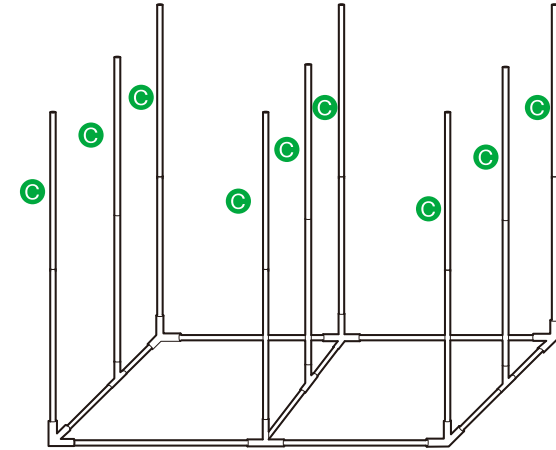


STEP 2 Connect the B-Poles (9 pcs.) to the 4-, 5-, and 6-Corner Supports.

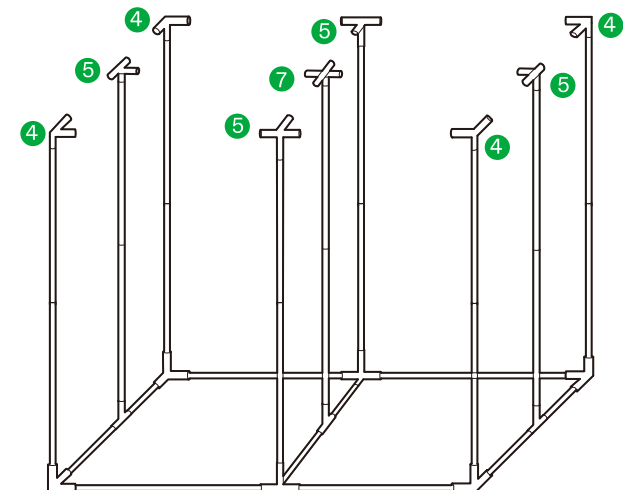


TENT SETUP

STEP 3 Connect the C-Poles (9 pcs.) to the B-Poles (9 pcs.).

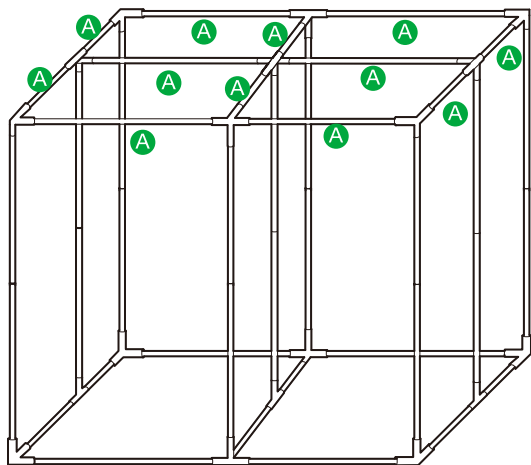


STEP 4 Connect the C-Poles (9 pcs.) to the 4-, 5-, and 7-Corner Supports.

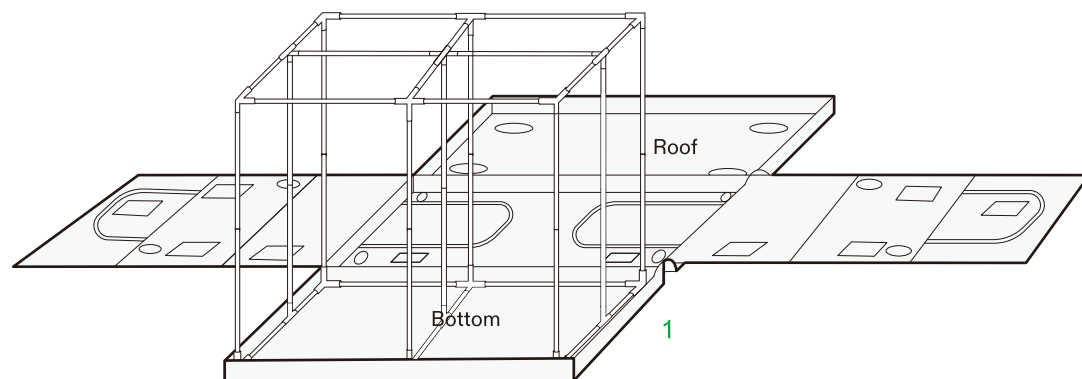


TENT SETUP

STEP 5 Connect the A-Poles (12 pcs.) with the 4-, 5-, and 7-Corner Supports to form the top support of the tent.

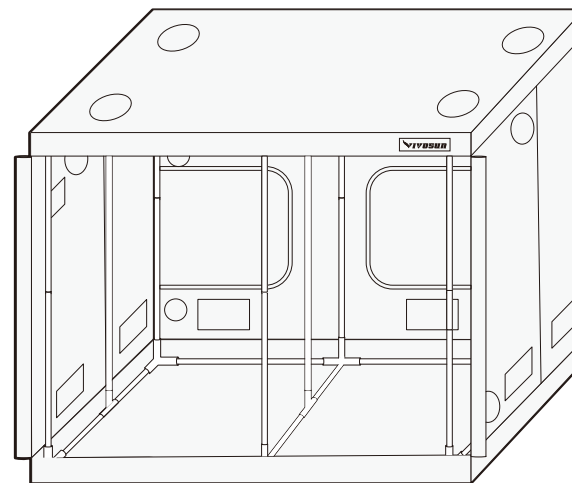


STEP 6 Place the frame base in the bottom of the tent.

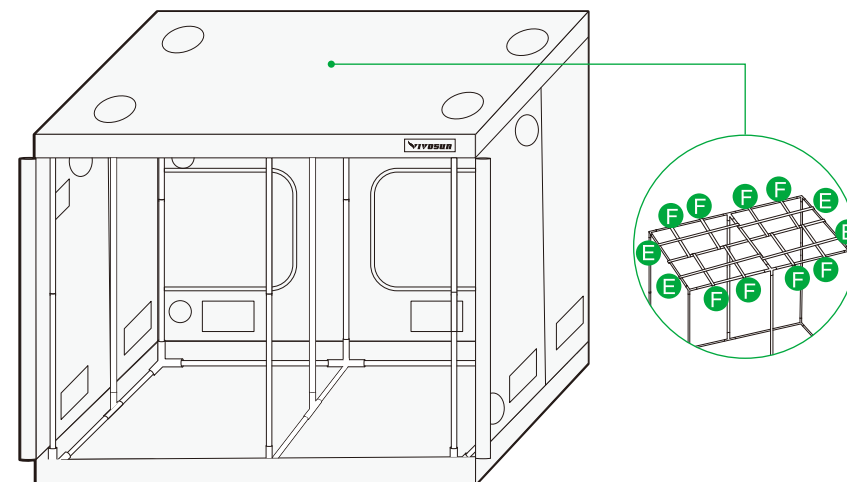


TENT SETUP

STEP 7 Affix the tent top to the frame top.

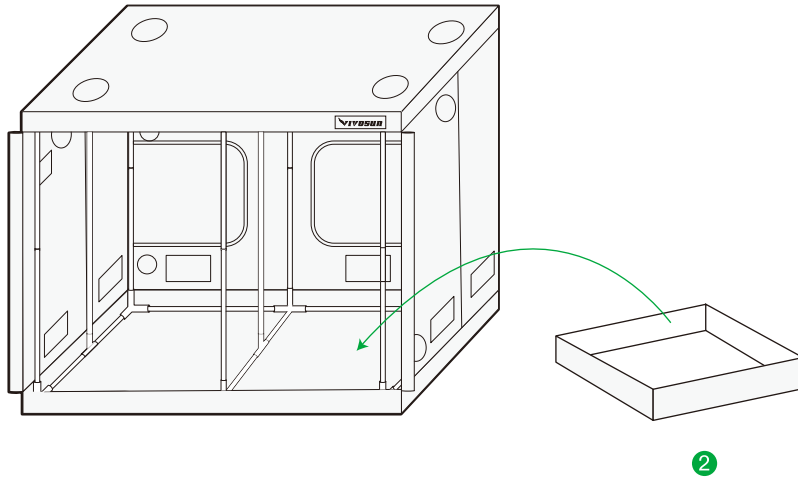


STEP 8 Cross the F-Poles (4 pcs.) and the E-Poles (8 pcs.) to the A-Poles (12 pcs.) at the top of the tent frame for further tent support.

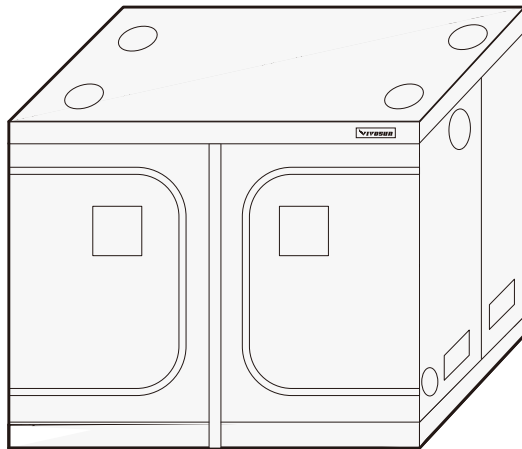


TENT SETUP

STEP 9 Place the floor tray into the tent.



STEP 10 Pull the door closed and zip it up.



VENTILATION GUIDE

Inline Fan & Light

First hang your inline duct fan by the roof support beams. Position the fan on the opposite end of your intake hole to optimize airflow. If you are installing a carbon filter inside, use the included straps to hang the carbon filter.

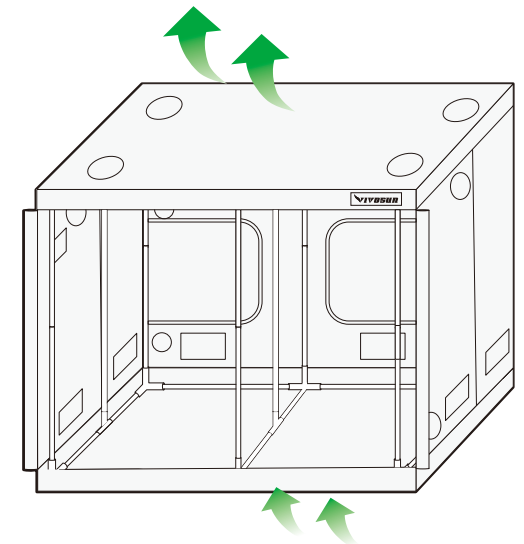
Then install your light. You may use rope clip hangers to install these products.

Double-sided Cinches

Install any necessary duct tubes onto the ducting ports. Use the cinches on either end to secure the duct tubes onto the tent.

Intake Holes

Introduce fresh air by using one of the two ventilation holes at the bottom of the tent. Open a passive intake screen or create active intake by attaching an additional inline fan to a duct port.



COMPLETE YOUR SETUP



Inline Fan

The VIVOSUN Inline Duct Fan helps with ventilation for horticultural, industrial, or household use. Its durable plastic fan housing and blades deliver powerful airflow while operating at extremely low noise levels.



Carbon Filter

The VIVOSUN Carbon Filter is an essential part of any ventilation system. It uses Australian virgin activated charcoal, with each carbon molecule magnetically charged to attract passing particles. It helps eliminate undesirable odors, pungent smells and particulate matter from indoor tents, hydroponics rooms and other enclosed spaces.



Ducting Tubes


With flame-retardant coating, the VIVOSUN Three-Layered Aluminum Air Ducting Tube can endure extreme temperatures. It is sturdy and flexible, making it the perfect choice for ducting attached to exhaust fan blowers or inline fans. It can easily be used in multiple settings including HVAC, green houses, tents, and anywhere else you might need high-quality ducting.

COMPLETE YOUR SETUP



LED Light

The LED light is a very powerful tool for plant growers who manipulate photoperiodic responses to help the plant to grow better. The VS series has plenty to like, such as the advanced lamp beads from Samsung, dimmable ballast, full-spectrum lighting, etc. The well-selected Samsung LM301D Diodes and Sosen ballast offer outstanding performance for long-term illumination. In addition, multiple dimmable lights are supported to meet the different needs in different growth stages.



Elastic Trellis Netting

Why it's good for growers to choose the trellis netting? It's made of a braided polyester string that is very pliable, soft and strong. It works well to support plants in their natural form or train them to maximize yields. Trellis your garden and crops for big gains: higher yields, faster harvest, and improved quality.



Fabric Pots

There are many advantages for you to use fabric pots to enjoy the fun of gardening! Sturdy nylon handles make it easy to move to the sunniest spot, or to a protected location on chilly nights. It's made from patented fabric that air-prunes roots for stronger, healthier plants. The fabric also aerates the soil, prevents heat build-up, and allows excess water to drain away. Fabric pots fold for storage and are reusable year after year.

WARRANTY

Warranty

The VIVOSUN warranty program is our commitment to you. That the product sold by VIVOSUN will be free from defects in manufacturing for a period of two years from the date of purchase. If a product is found to have a defect in material or workmanship within one years of the date of purchase, we will take the appropriate actions as defined in this warranty to resolve any issues.

This warranty program applies to any order, purchase, receipt, or use of any products sold by VIVOSUN or our authorized dealerships. The program covers products that have become defective, malfunctioned, or has otherwise become unusable. The warranty program goes into effect on the date of purchase and expires two years from the date of purchase. If your product becomes defective during that period VIVOSUN will replace your product with a new one or issue a full refund. This warranty program does not cover defects arising from abuse or misuse.

This includes physical damage, submersion of the product in water, incorrect installation such as use with the wrong voltage, or misuse for any reason other than the product's intended purpose. VIVOSUN is not responsible for consequential loss or incidental damage of any nature caused by the product.

We will not warrant damage from normal wear such as scratches and dings.



If you run into any issues with this product, contact us and we'll happily issue a replacement or a full refund!

SPECIFICATIONS

Dimensions	120" x 120" x 80"	Weight	90.4 lbs
Warranty	1 Year	Package Size	61.0" x 18.9" x 8.3"
Suggested Plant Count	24-32 plants in 3 gallon pots	Suggested Lighting	4x4bar/4xVS4000/2x6bar
Recommended Ventilation	8" Inline Fan	Doors	(2) Large Front Doors (2) Large Back Doors
Vents	(6) 11.8" x 6.3" Pre-Filter Air Vents	Windows	(2) Large Front Windows
Ducting Ports	(4) 4" Ducting Ports / (8) 10" Ducting Ports	Interior Material	Mylar 100% Reflective
Exterior Material	Oxford Fabric	Includes	(2) Floor Trays / (4) Filter Straps

COLLECTION


VIVOSUN is an expert in professional indoor gardening and hydroponic equipment. We are committed to being your best, most trusted partner and provider of the professional-grade tents and equipment.



Waterproof
Removable floor tray



High Quality
600D



Highly Reflective
100% Reflective Mylar



Quick Assembly
Easy to set up

COLLECTION



Space Gray Tent

36" x 36" x 72"

48" x 24" x 60"

48" x 48" x 72"

60" x 60" x 80"

96" x 48" x 80"

The Classic Tent

30" x 18" x 36"

24" x 24" x 36"

24" x 24" x 48"

32" x 32" x 63"

36" x 20" x 63"

36" x 36" x 72"

48" x 24" x 60"

48" x 48" x 80"

60" x 32" x 80"

60" x 60" x 80"

96" x 48" x 80"

96" x 96" x 80"

120" x 60" x 80"

120" x 120" x 80"



COLLECTION

2-in-1 Tent

36" x 24" x 53"
 48" x 36" x 72"
 60" x 48" x 80"
 108" x 48" x 80"



Roof Tent

48" x 48" x 72"
 60" x 60" x 72"
 96" x 48" x 72"

COLLECTION

Complete Kit Tent

24" x 24" x 48" VS1000 48" x 24" x 60" VS2000
 32" x 32" x 64" VS1000 48" x 48" x 80" VS1000
 36" x 36" x 72" VS2000 48" x 48" x 80" VS4000
 48" x 24" x 60" VS1000 2-in-1 48" x 36" x 72" VS1000

