

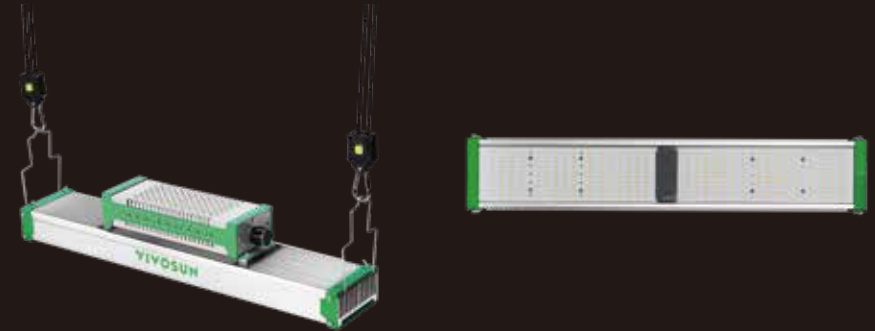
VIVOSUN
Love what you grow



VSX1600 LED LIGHT INSTRUCTION MANUAL

VSX1600

LED LIGHT INSTRUCTION MANUAL



IMPORTANT SAFETY INFORMATION



Please read the following information carefully before using. Failure to observe these safety instructions may result in serious injury and will release VIVOSUN of all liability and void all product warranties.

Important Safety Information:

Handling: Set up the VSX 1600 in an operating environment that allows for adequate air circulation. Never allow objects to obstruct or enter the ventilation openings.

For Indoor Use Only: Protect your lights from moisture. Do not expose to dripping water or spray. Do not expose the lights to physical harm such as impacts or severe weather conditions. Acceptable operating temperatures range from -20°C to 40°C (-4°F to 104°F).

Power Cord: Your AC cord has a three-wire grounding plug (a plug that has a grounding pin). This plug fits only a grounded AC outlet. If you're unable to insert the plug into an outlet because the outlet isn't grounded, contact a licensed electrician to replace the outlet with a properly grounded one.

Repairs: If you are having an issue with your light, please contact us. VIVOSUN will help troubleshoot any problems you have and provide instructions; opening your light for inspection or repair with the express permission of VIVOSUN will not affect your existing warranty.

If you disassemble your light or install add-ons without the express permission of VIVOSUN, you run the significant risk of damaging it in a fashion that is not covered by the limited warranty.

Cleaning: When cleaning the outside of your light and its components, first shut off your light and unplug the power cord. Then moisten a soft, clean, lint-free cloth and gently wipe your light, being careful to avoid any openings.

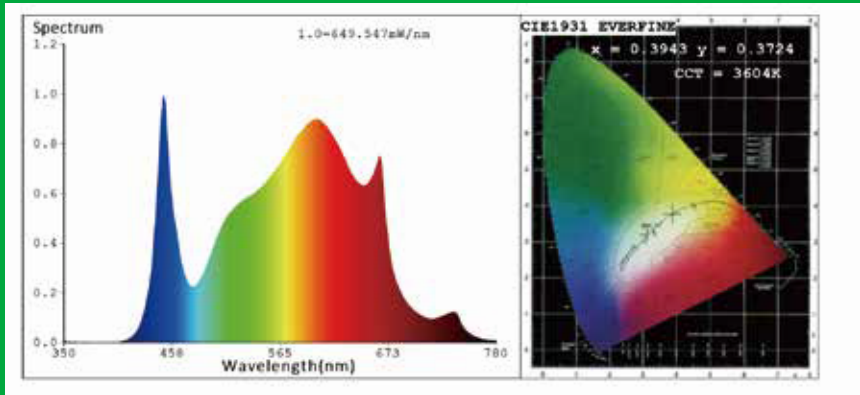
Warning: LED lights can cause eye damage. Avoid looking directly at the lights when they are turned on. Use shielding and light blocking glasses to protect your eyes.

The surface of the LED light will become hot during use; do not touch your LED light during or immediately after use.

When performing maintenance or cleaning of your LED light, wait 30 minutes after turning off and unplugging to allow it to cool down.

PHOTOSYNTHESIS

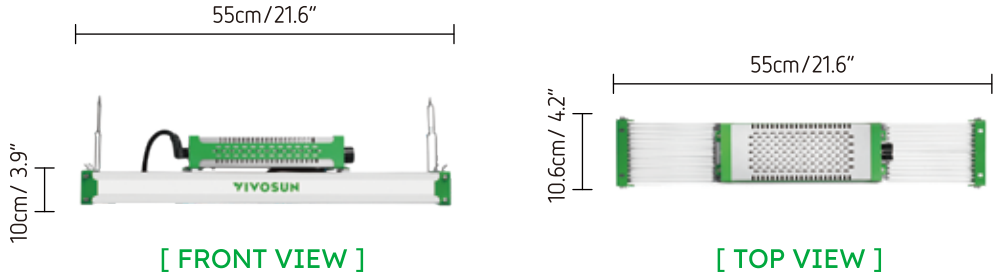
Output Spectrum Test Report



PACKAGE INCLUDES

- 1 x 160W LED light
- 1 x 120v Power Cord
- 2 x Rope Hanger
- 2 x Wire Hanger

DIMENSIONS



SPECIFICATIONS

Light Source	Samsung SMD
Spectrum	Full Spectrum; 380nm-780nm, rich 660nm, 730nm
Input Power	160W/120-277V
Frequency	50-60HZ
Fix Dimensions	21.6" L x 4.2" W x 3.9" H 55cm L x 10.6cm W x 10cm H
Weight	8.8 lbs/4 kg
Dimming	25% / 50% / 75% / 100% / OFF
Light Distribution	120°
Lifetime	>50000hrs
Power Factor	>0.9
Certifications	ETL&CE
IP rating	IP65
Warranty	3-Year Standard Warranty

MAX VOLTAGE/AMPERAGE

VOLTAGE	120V	208V	240V	277V
AMPERAGE	1.334A	0.769A	0.667A	0.578A

APPLICATION


SUGGESTED HANGING DISTANCE & SUGGESTED LIGHTING TIME

Stage	Time	Dimming
Germination/Clone	18 Hours ON	25%-50%
Seeding	16 Hours ON	50%-75%
Veg	18 Hours ON	75%-100%
Flower	12 Hours ON	100%
Note: This suggestion is for reference only, and can be freely adjusted according to the actual situation.		

Set the LED power on high and place the light further away from your plants to cover a wider area, or set the LED at a lower power and place the light closer to your plants for less coverage but a more eco-friendly solution. Light distance to plant should be 12” or more.

Installation Option

1. Install the hooks into the holes on either side of the light.
2. First, fix one end with the nylon rope, then hook the other end into the steel hook to finish the hanging, adjust the height as needed.



WARRANTY TERMS

1. We offer a 3-year warranty against manufacturing defects for all of our products from the date of purchase. If you need warranty assistance, please contact us as soon as possible.
2. The warranty does not cover damage due to high moisture levels, water damage, power surges,improper hanging/mounting, improper use, dust build-up or users’ unauthorized modifications.
3. In the USA, if any lights stop working within 30 days, you can choose:
(A) **Exchange:** We will email you a pre-paid return label. Please ship the light back to our USA warranty center, and a replacement will be sent to you for free as soon as we receive the defective light.
(B) **Refund:** We will email you a pre-paid return label. Please ship the light back to our USA warranty center and you will get your money back as soon as we receive the defective light.
4. Our company reserves all the right to final explanation of this warranty structure. If you have any questions about our warranty policy, please contact us.